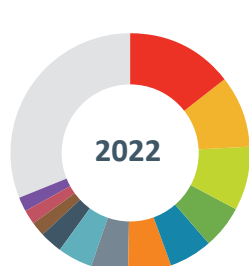




In 2020, **6.4 million** tertiary students worldwide had crossed a border to study, **more than twice the number in 2007**.

Source: OECD, 2022

## TOP HOST DESTINATIONS, 2022

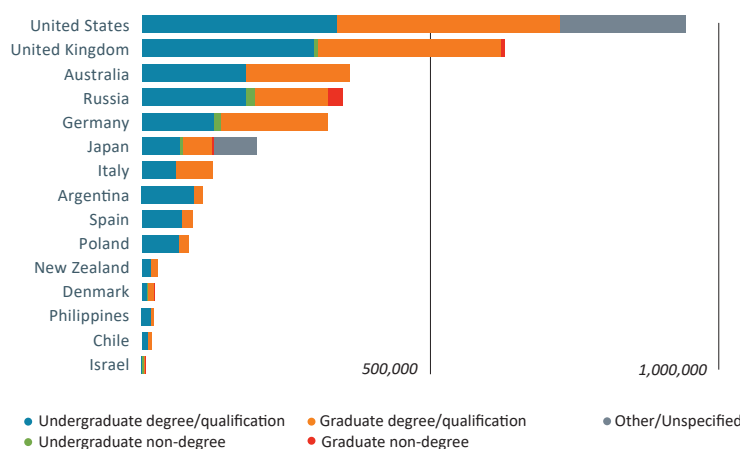


6.4 million students

United States	15%
United Kingdom	10%
Canada	9%
France	6%
Australia	6%
Russia	6%
Germany	5%
China*	4%
Japan	3%
Italy	2%
Netherlands	2%
Argentina	2%
All Others	32%

Source: Project Atlas, 2022; \*UNESCO, 2022

## ACADEMIC LEVELS &amp; DEGREE TYPES OF INBOUND STUDENTS



Source: Project Atlas, 2022

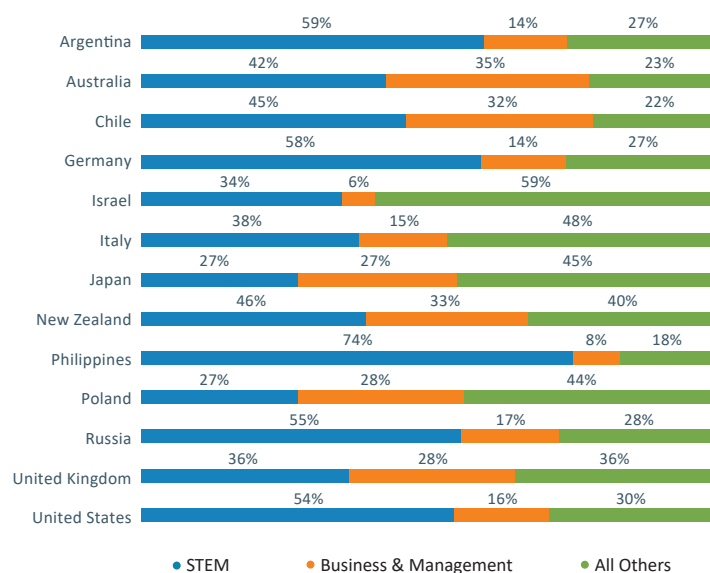
## INBOUND STUDENTS IN SELECT COUNTRIES

	2021 Release	2022 Release	% Change
United States	914,095	948,519	3.8%
United Kingdom	601,205	633,910	5.4%
Canada	256,455	552,580	115.5%
France	370,052	364,756	-1.4%
Australia	429,382	363,859	-15.3%
Russia	395,263	351,127	-11.2%
Germany	319,902	324,729	1.5%
China**	*	221,653	*
Japan	218,783	201,877	-7.7%
Italy	112,010	125,470	12.0%
Netherlands	103,708	115,068	11.0%
Argentina	100,382	108,180	7.8%
Spain	129,400	91,558	-29.2%
Poland	82,194	84,689	3.0%
Mexico	51,100	51,659	1.1%
Sweden	39,589	33,298	-15.9%
New Zealand	48,115	29,790	-38.1%
Denmark	29,718	25,366	-14.6%
Norway	*	22,540	*
Philippines	14,566	22,247	52.7%
Chile	13,388	18,993	41.9%
Israel	9,852	8,389	-14.8%

\*Data not available

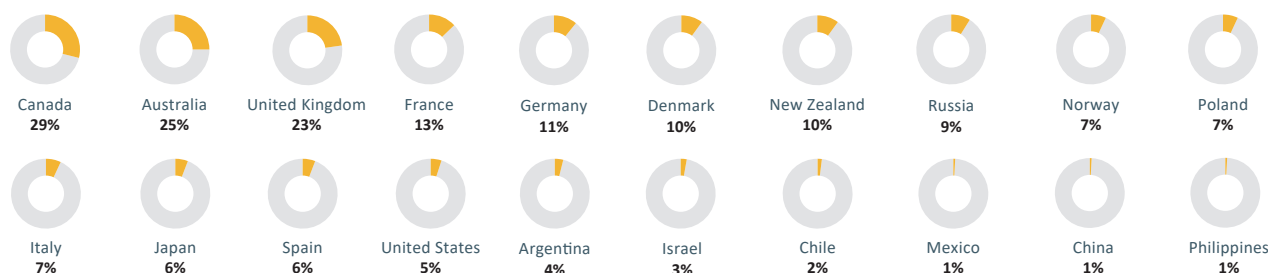
Source: Project Atlas, 2021 &amp; 2022; \*\*UNESCO 2022

## FIELD OF STUDY OF INBOUND STUDENTS IN SELECT COUNTRIES



Source: Project Atlas, 2022

## INTERNATIONAL STUDENTS AS PERCENTAGE OF TOTAL HIGHER EDUCATION



**Canada, Australia, and the United Kingdom** host the largest shares of international students in comparison to their total higher education populations.

Source: Project Atlas, 2022

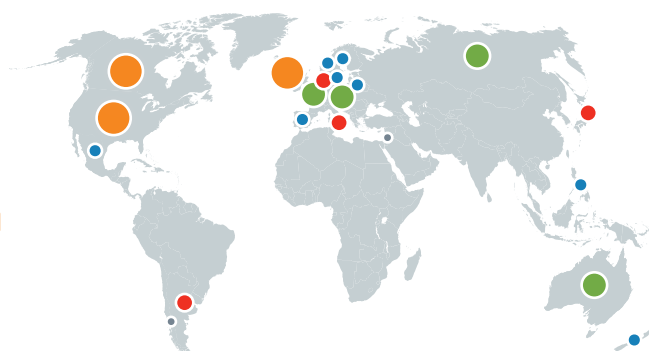
## LEADING PLACES OF ORIGIN OF INTERNATIONAL STUDENTS BY HOST COUNTRY

### UNITED STATES

China	290,086
India	199,182
South Korea	40,755
Canada	27,013
Vietnam	20,713

### UNITED KINGDOM

China	150,720
India	82,260
Nigeria	22,320
United States	21,035
France	17,645



### CANADA

India	217,410
China	105,265
France	26,630
Iran	16,900
Vietnam	16,285

### AUSTRALIA

China	152,715
India	56,564
Nepal	27,987
Vietnam	13,615
Indonesia	9,732

### FRANCE

Morocco	44,933
Algeria	29,333
China	27,950
Italy	16,482
Senegal	14,566

### GERMANY

China	40,122
India	28,542
Syria	16,931
Austria	13,612
Russia	10,573

### RUSSIA

Kazakhstan	62,358
China	39,939
Uzbekistan	39,825
Turkmenistan	36,773
Tajikistan	20,521

### NETHERLANDS

Germany	24,534
Italy	7,190
Romania	5,648
China	5,338
Belgium	4,797

### JAPAN

China	94,063
Vietnam	38,592
Nepal	16,500
South Korea	13,652
Indonesia	5,065

### ITALY

China	16,754
Romania	11,624
Albania	9,548
Iran	6,338
India	6,221

### ARGENTINA

Brazil	20,158
Peru	15,434
Paraguay	10,606
Bolivia	10,425
Venezuela	9,727

### SPAIN

France	14,815
Italy	9,706
Colombia	6,545
Ecuador	5,497
Germany	4,367

### POLAND

Ukraine	38,473
Belarus	9,739
India	2,562
Turkey	1,973
China	1,609

### MEXICO

United States	21,781
Colombia	2,041
France	899
Spain	539
Peru	431

### NEW ZEALAND

China	11,880
India	5,905
Vietnam	1,040
South Korea	820
Malaysia	805

### SWEDEN

Germany	3,108
India	2,140
Finland	2,116
China	2,089
France	1,707

### DENMARK

Germany	2,810
Norway	2,479
Slovakia	1,428
Spain	1,403
Poland	1,354

### NORWAY

Germany	2,230
Sweden	1,250
France	1,115
Denmark	1,020
China	895

### PHILIPPINES

India	16,013
China	4,462
Nigeria	1,932
South Korea	144
Thailand	137

### CHILE

Venezuela	4,328
Peru	4,008
Colombia	3,481
Ecuador	1,758
Bolivia	1,322

### ISRAEL

United States	2,229
China	686
India	512
France	419
Canada	232

Total number of international students in host country:

● >500,000 ● 300,000-499,999 ● 100,000-299,999 ● 20,000-99,999 ● <20,000 or not a *Project Atlas* partner

Source: *Project Atlas*, 2022

## PROJECT ATLAS DATA PARTNERS

**Argentina:** Minister of Education of Argentina

**Australia:** Australian Government Department of Education and Training

**Canada:** Canadian Bureau for International Education

**Chile:** Ministry of Education, Higher Education Division

**China:** China Scholarship Council

**Denmark:** Danish Agency for Higher Education

**Finland:** Finnish National Agency for Education

**France:** CampusFrance

**Germany:** The German Academic Exchange Service

**India:** Association of Indian Universities

**Israel:** Council for Higher Education

**Italy:** Uni-Italia

**Japan:** Japan Student Services Organization

**Mexico:** National Association of Universities and Higher Education Institutions

**Netherlands:** The Dutch Organisation for Internationalisation in Education

**New Zealand:** New Zealand Ministry of Education

**Norway:** Norwegian Agency for International Cooperation and Quality Enhancement in Higher Education

**Poland:** Polish National Agency for Academic Exchange

**Republic of the Philippines:** Commission on Higher Education

**Russian Federation:** Center for Sociological Research, Ministry of Education and Science

**South Africa:** International Education Association of South Africa

**Spain:** Spanish Service for the Internationalization of Education

**Sweden:** Swedish Institute

**United Kingdom:** British Council

**United States:** Institute of International Education

## PROJECT ATLAS RESEARCH PARTNERS

**ANIE:** African Network for Internationalization of Education

**CIHE:** Center of International Higher Education, Boston College

**IAU:** International Association of Universities

**OECD:** Organization for Economic Co-operation and Development

**TECO-NY:** Taipei Economic and Cultural Office in New York

**UIS:** UNESCO Institute for Statistics

*PROJECT ATLAS*® was launched in 2001 by the INSTITUTE OF INTERNATIONAL EDUCATION. The initiative has been supported by the Ford Foundation, the Bureau of Educational and Cultural Affairs (ECA) of the United States Department of State, IIE, and country partners. The goal of this collaborative global project is to share accurate and timely data on student mobility at the higher education level, addressing the need for improved research comparability of academic mobility data. *Project Atlas* also helps strengthen data collection capacities worldwide through customized workshops and academic mobility assessment projects. For more on global student mobility data and associated research, please visit the *Project Atlas* website at <https://www.iie.org/research-initiatives/project-atlas/>.



The *Project Atlas* 2022 release reflects the most recently available data reported by *Project Atlas* partners at the time of publication. Visit website for details: <https://www.iie.org/research-initiatives/project-atlas/>

**Project Atlas**®  
2022 release