



# Gilman International Scholarship Program

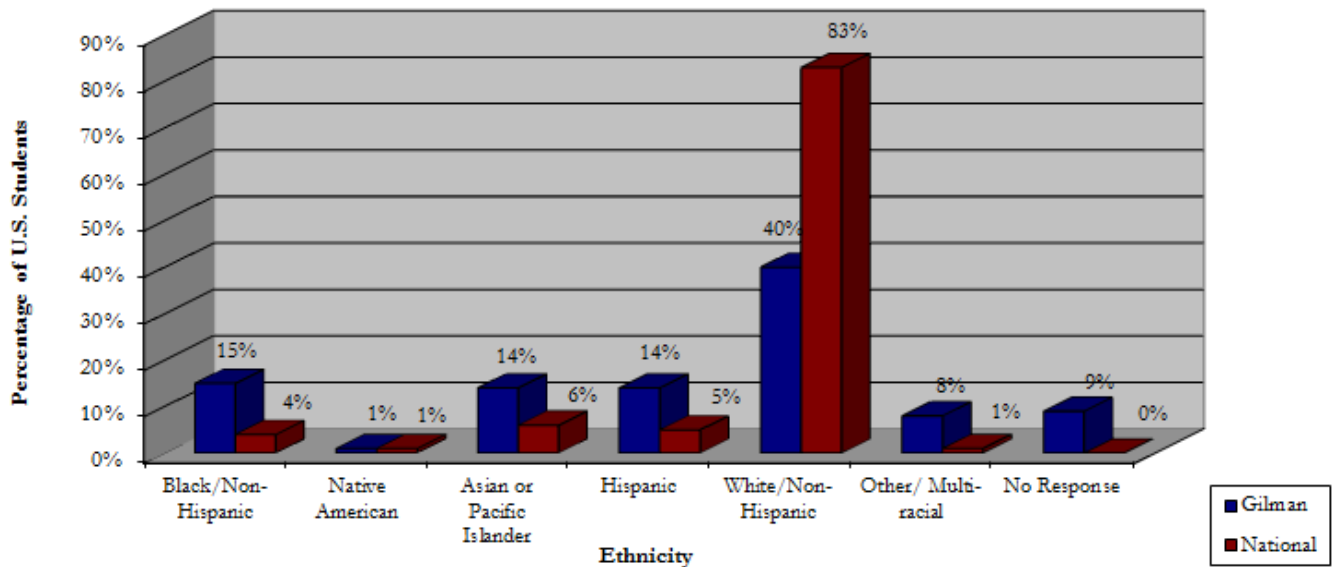
Celebrating 10 Years of  
Diversifying Education Abroad



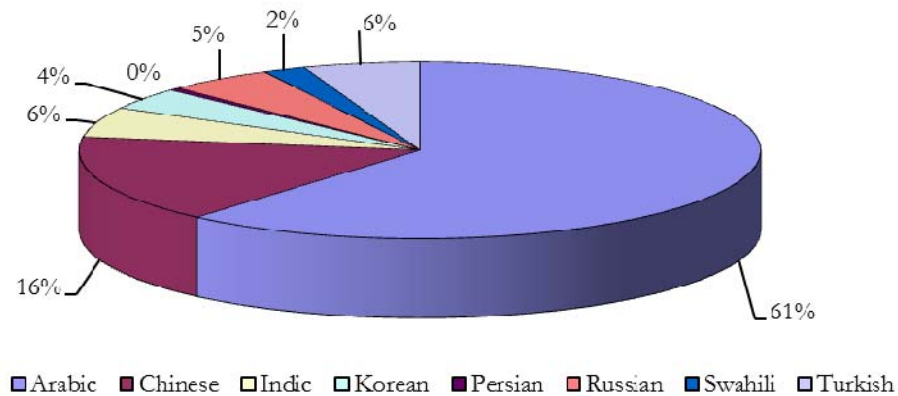
For 10 years, the Gilman Scholarship Program's goal has been to diversify the kinds of students who study abroad and the countries and regions where they go. Through the Gilman Program, young Americans who would never have the opportunity to leave the U.S. are able to hone a second language, conduct research abroad, and prepare themselves for the global economy while serving as citizen ambassadors in their respective host countries. The Program reaches a very diverse audience including ethnic minority students, students with disabilities, students studying foreign languages (often critical need languages), and those attending both public and private institutions. Gilman recipients hail from every state in the U.S., as well as the District of Columbia and Puerto Rico, and are encouraged to study in non-traditional locations such as the Middle East/North Africa region, Africa, Asia and Latin America. The Gilman Program is the largest undergraduate study abroad scholarship in the nation, now awarding over **2,300** scholarships annually. In 10 years, the Gilman Program has received over 31,000 applications and has awarded over **8,800** scholarships to students studying in 125 countries and enrolled in nearly 950 U.S. institutions.

## Statistical Highlights – 2001-2011

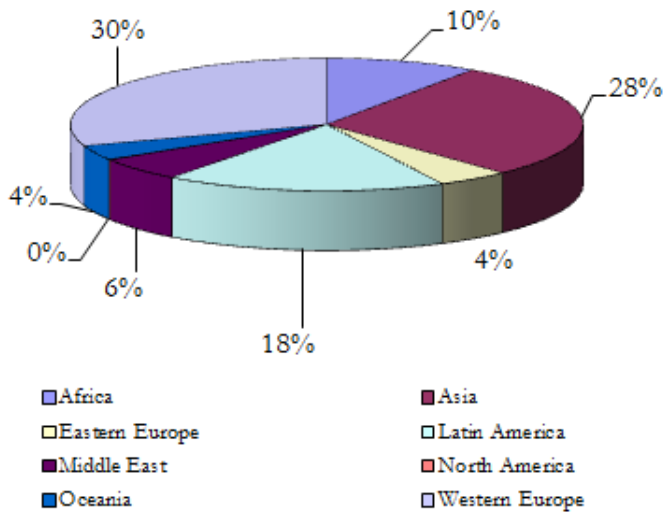
**Gilman Recipient Comparison to National Study Abroad  
10 Year Total**



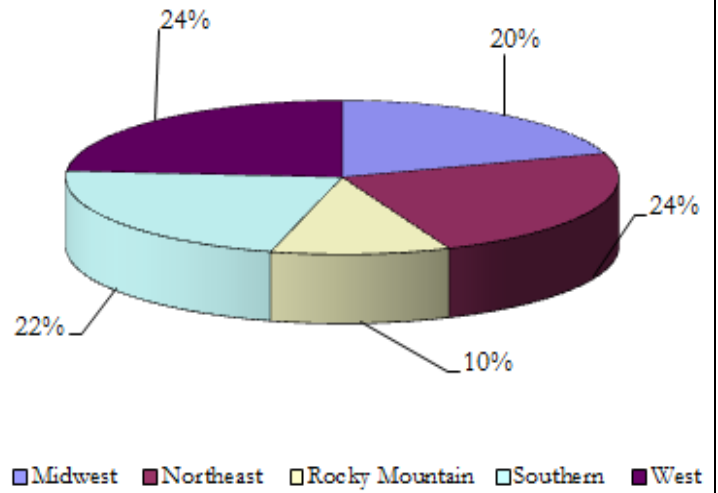
**Gilman Scholarship Critical Need Languages Awarded (2006-2011)**



**Gilman Scholarship Ten Year Total  
World Region Breakdown**



**Gilman Scholarship Ten Year Total  
U.S. Region Breakdown**



**Top 20 Countries**

Rank	Country	World Region	Recipients
1	China	Asia	745
2	Japan	Asia	734
3	Spain	Western Europe	661
4	United Kingdom	Western Europe	530
5	France	Western Europe	380
6	Italy	Western Europe	340
7	South Africa	Africa	290
8	Costa Rica	Latin America	269
9	Ghana	Africa	257
10	Korea, South	Asia	251
11	Argentina	Latin America	234
11	Mexico	Latin America	234
12	India	Asia	229
13	Egypt	Middle East	217
14	Australia	Oceania	205
15	Hong Kong	Asia	167
15	Chile	Latin America	167
16	Russia	Eastern Europe	163
17	Germany	Western Europe	157
18	Brazil	Latin America	155
18	Ecuador	Latin America	155
19	Thailand	Asia	136
20	Czech Republic	Eastern Europe	111

**Top 20 Institutions**

Rank	U.S. Institution	State	Recipients
1	University of California, Berkeley	CA	202
2	University of California, Los Angeles	CA	161
3	New York University	NY	122
4	University of Texas, Austin	TX	120
5	University of Arizona	AZ	116
6	Evergreen State College	WA	107
7	University of Oregon	OR	98
8	University of California, San Diego	CA	90
9	Spelman College	GA	85
10	University of Illinois, Urbana-Champaign	IL	76
11	University of Massachusetts, Amherst	MA	75
12	University of Colorado, Boulder	CO	73
13	Texas A&M University, College Station	TX	69
14	University of California, Riverside	CA	67
14	University of Wisconsin, Madison	WI	67
15	Pennsylvania State University, University Park	PA	65
16	University of Minnesota, Twin Cities	MN	64
16	University of Rochester	NY	64
16	University of South Carolina, Columbia	SC	64
17	University of Illinois, Chicago	IL	59
18	University of California, Santa Cruz	CA	57
18	Cornell University	NY	57
19	North Carolina A&T State University	NC	56
19	University of Puerto Rico, Rio Piedras	PR	56
20	Portland State University	OR	55
20	University of Washington, Seattle	WA	55