



Carnegie African Diaspora Fellowship Program

Selected Projects Data

*Pilot: October 2013-September 2015 / First Renewal: October 2015-September 2017
Second Renewal: October 2017-August 2019 / Third Renewal: October 2019-September 2021*

Selected Projects by Country

Country	Pilot	Renewal	2 nd Renewal	3 rd Renewal	Selected Projects Total
Ethiopia	-	-	-	3	3
Ghana	12	28	16	20	76
Kenya	17	33	31	31	112
Nigeria	44	57	34	37	172
Rwanda	-	-	-	2	2
Senegal	-	-	-	2	2
South Africa	21	20	17	14	72
Tanzania	5	14	7	6	32
Uganda	9	11	8	8	36
Total	108	163	113	123	507

Hosts & Fellows have been awarded **528** Fellowships at **168** universities on the continent.

Cost Share Contributions for All Selectees

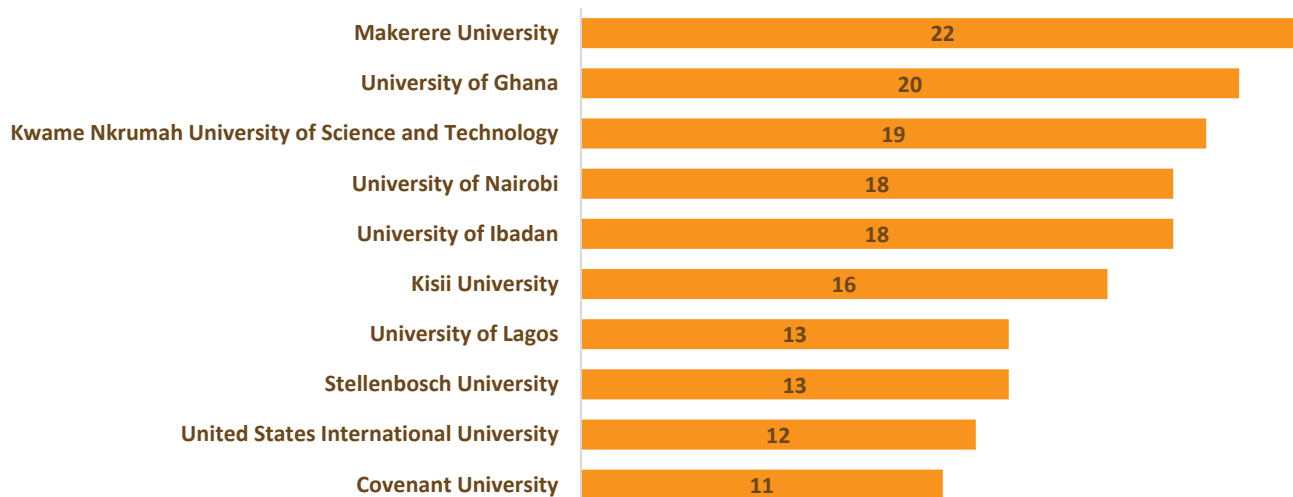
**Host institutions are encouraged to contribute to cost share in the areas of lodging, in-country transportation, and meals.*

Total Selected Projects: 507

99% of hosts contributed to at least one of three areas of cost share

73% provided funding for all categories of cost share

Top Hosting Institutions



Top Fellow Home Institutions



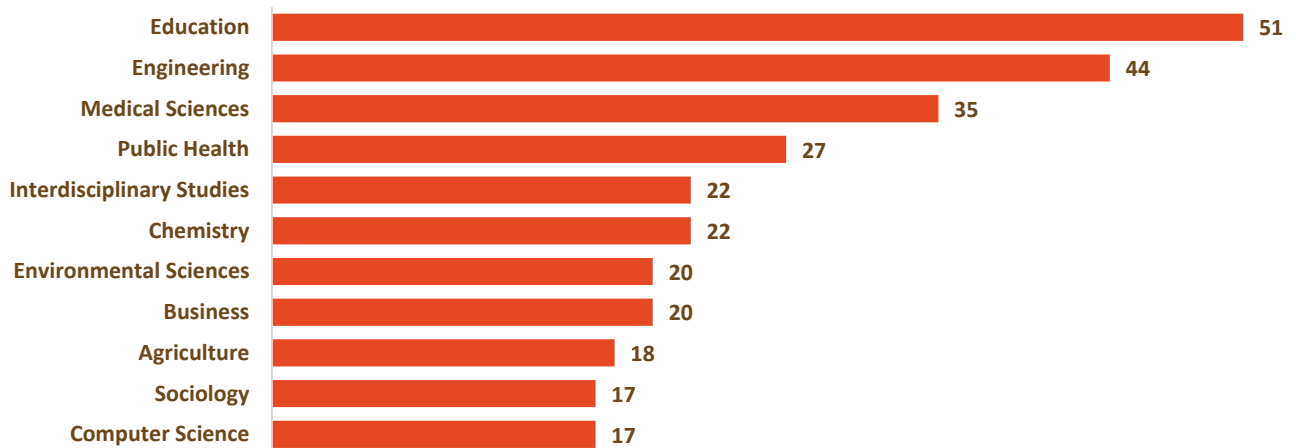
Selected Innovations

	Alumni	Multi-Institutional	Cohort	Multi-Institutional/Cohort	Total
Pilot	-	-	2	-	2
Renewal	37	5	3	2	47
2 nd Renewal	44	6	2	-	52
3 rd Renewal	47	6	11	-	64
Total	128	17	18	2	165

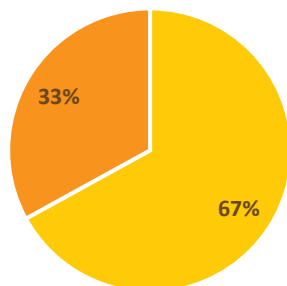
The average length of fellowships is **63 days**.

24% of fellowships were awarded to scholars working outside of their countries of origin.

Top Fields of Study

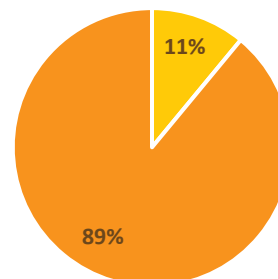


Scholar Gender



■ Male ■ Female

Scholar Home Country



■ Canada ■ US