



CADFP Overview

▶ **749 Fellowships Awarded**

▶ **206 Universities on the Continent**

▶ **214 Alumni Fellowships**

▶ **52 Cohort Fellowships**

▶ **28 Multi-Institutional Fellowships**

Top Hosting Institutions

INSTITUTION	FELLOWS
University of Ghana	38
Kwame Nkrumah University of Science and Technology	30
University of Nairobi	27
Makerere University	26
Kisii University	22
University of Ibadan	19
University of Lagos	17
University of Cape Coast	17
Stellenbosch University	16
University of Johannesburg	16
United States International University, Africa	16
Addis Ababa University	14
Covenant University	13
University of Pretoria	13
University of Nigeria, Nsukka	12
Obafemi Awolowo University, Ile-Ife	11
University of Dar es Salaam	11
University of Port Harcourt	10

206

HOST INSTITUTIONS

82%

Public

18%

Private

Host Countries Represented Among Fellowships Awarded*



Ghana

148



Kenya

168



Nigeria

231



South Africa

104



Tanzania

52



Uganda

50

Other ARUA Universities


Ethiopia (**14**); Mauritius (**2**); Rwanda (**6**); Senegal (**3**)

**Includes multi institutional fellowships*

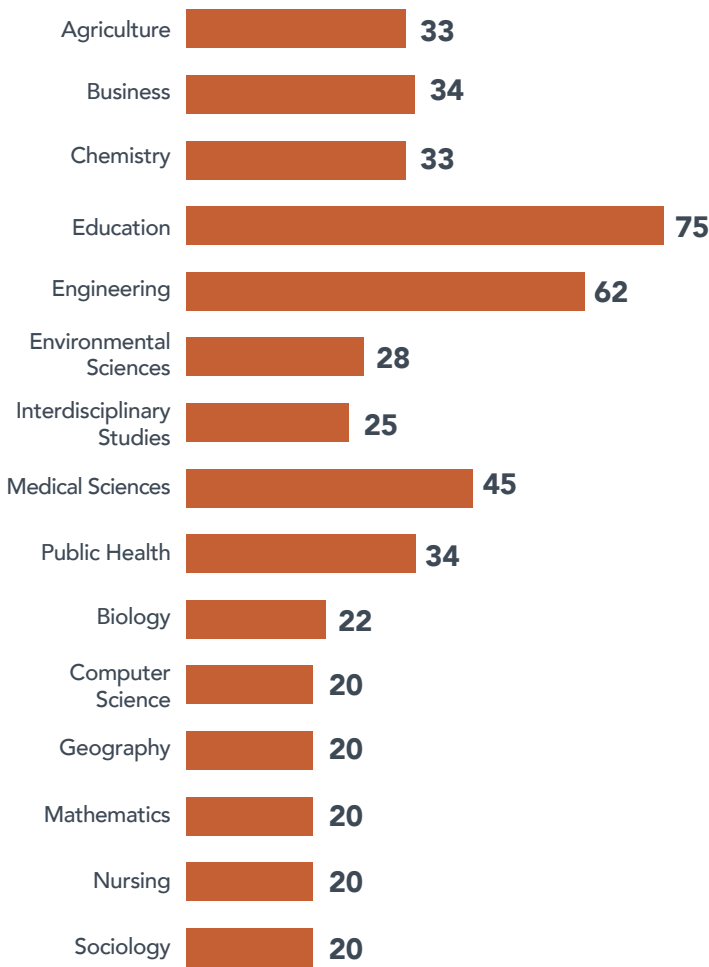
Cost-Share Data for Selected Projects

Host institutions demonstrate commitment to project activities by offering cost share for Diaspora Fellow lodging and/or meals, and transportation.

NUMBER OF PROJECTS FUNDED	HOST PROVIDED FUNDING FOR ALL CATEGORIES OF COST SHARE	HOST CONTRIBUTED TO AT LEAST ONE OF THREE CATEGORIES OF COST SHARE
697	70%	98%



Top Project Fields of Study



Top Diaspora Fellows’ Home Institutions

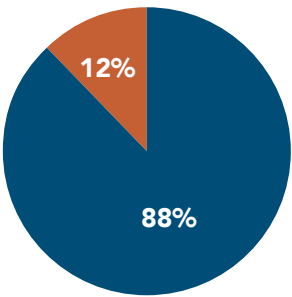
INSTITUTION	FELLOWS
Virginia State University	11
North Carolina Agricultural and Technical State University	10
Florida A&M University	9
Michigan State University	9
State University of New York, Oneonta	9
University of Florida	9
Missouri State University	8
St. Cloud State University	8
Texas Southern University	8
University of Maryland Eastern Shore	8
Pennsylvania State University	7
University of Alberta	7
University of Georgia	7
University of North Carolina, Greensboro	7
University of Ottawa	7
College of Charleston	6
Columbus State University	6
East Tennessee State University	6
Illinois State University	6
James Madison University	6
McMaster University	6
Memorial University of Newfoundland	6
Quinnipiac University	6
University of Manitoba	6
University of Tennessee, Chattanooga	6
University of Tennessee, Knoxville	6
University of Toronto	6

310 HOME INSTITUTIONS

82% Public **18%** Private **15%** HBCU

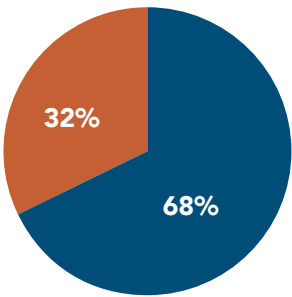
Diaspora Fellows’ Home Country

■ United States
■ Canada



Diaspora Fellows’ Gender

■ Male
■ Female



Average Length of Fellowship



28% of fellowships awarded to projects outside of scholar’s country of origin

